

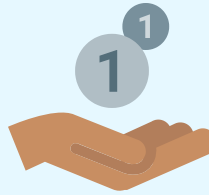


# COVID-19: Impact on Welsh Early Education and Care Key Findings




**11%**

Of settings have had to close due to a confirmed COVID-19 case in children or staff



**37%** Of settings struggled

to remain viable since the start of the COVID-19 pandemic



**80%**

of Maintained..



**47%**

of Non -Maintained...

**Settings felt that children were aware of COVID-19?**

**34%**

From Maintained

**16%**

From Non Maintained

Practitioners felt that children in their care were anxious about COVID-19



**79%**



Of settings have changed the spaces and places in which children play.

## Are social distancing measures in place in settings for...

**98.2%**



Parents and Carers

**31.3%**

Children

**81.5%**

Staff



The participants indicated that, on the whole, their setting followed government guidance



(not at all) (totally followed)