

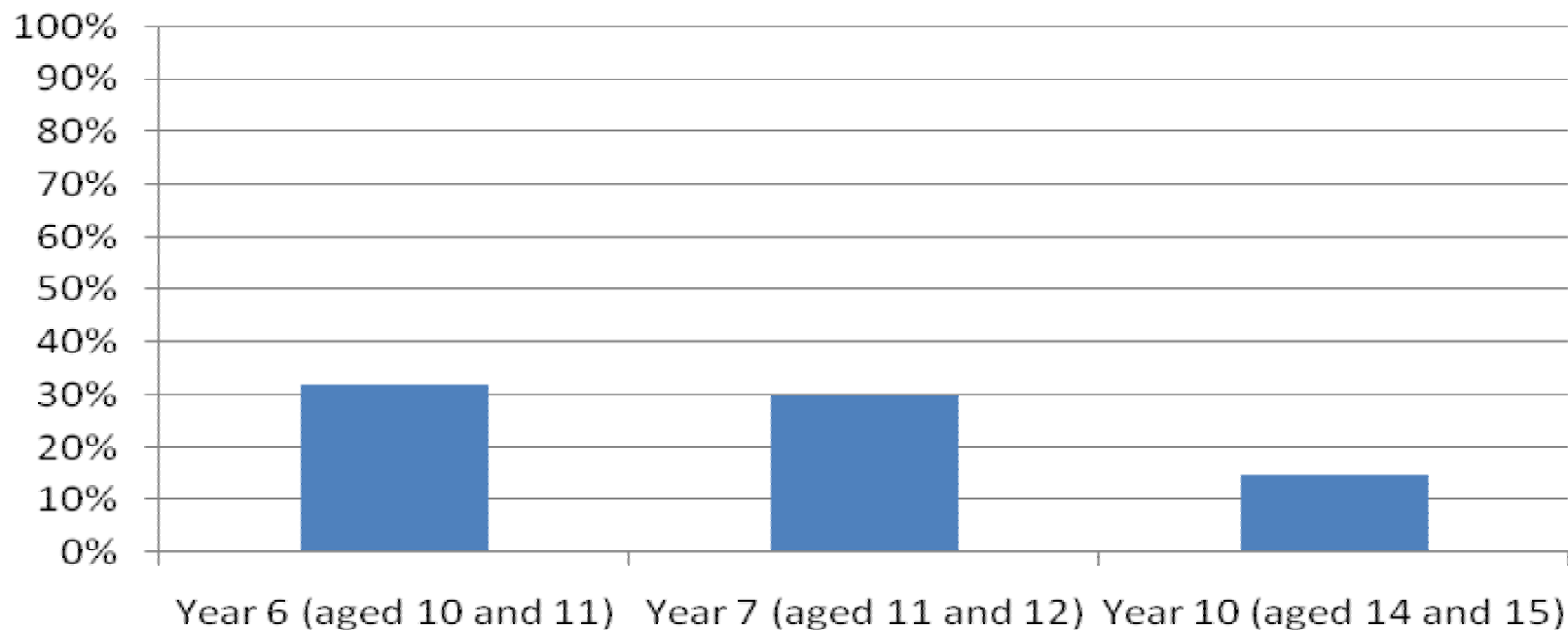
All Wales Survey of Bullying in Schools

Arolwg Cymru Gyfan o Fwlio mewn Ysgolion



Llywodraeth Cynulliad Cymru
Welsh Assembly Government

Graph 1: The percentage of pupils in Wales bullied within the last two months



The results for year 4 (15% of pupils reported being bullied “all the time”) are not directly comparable, and are therefore not included.

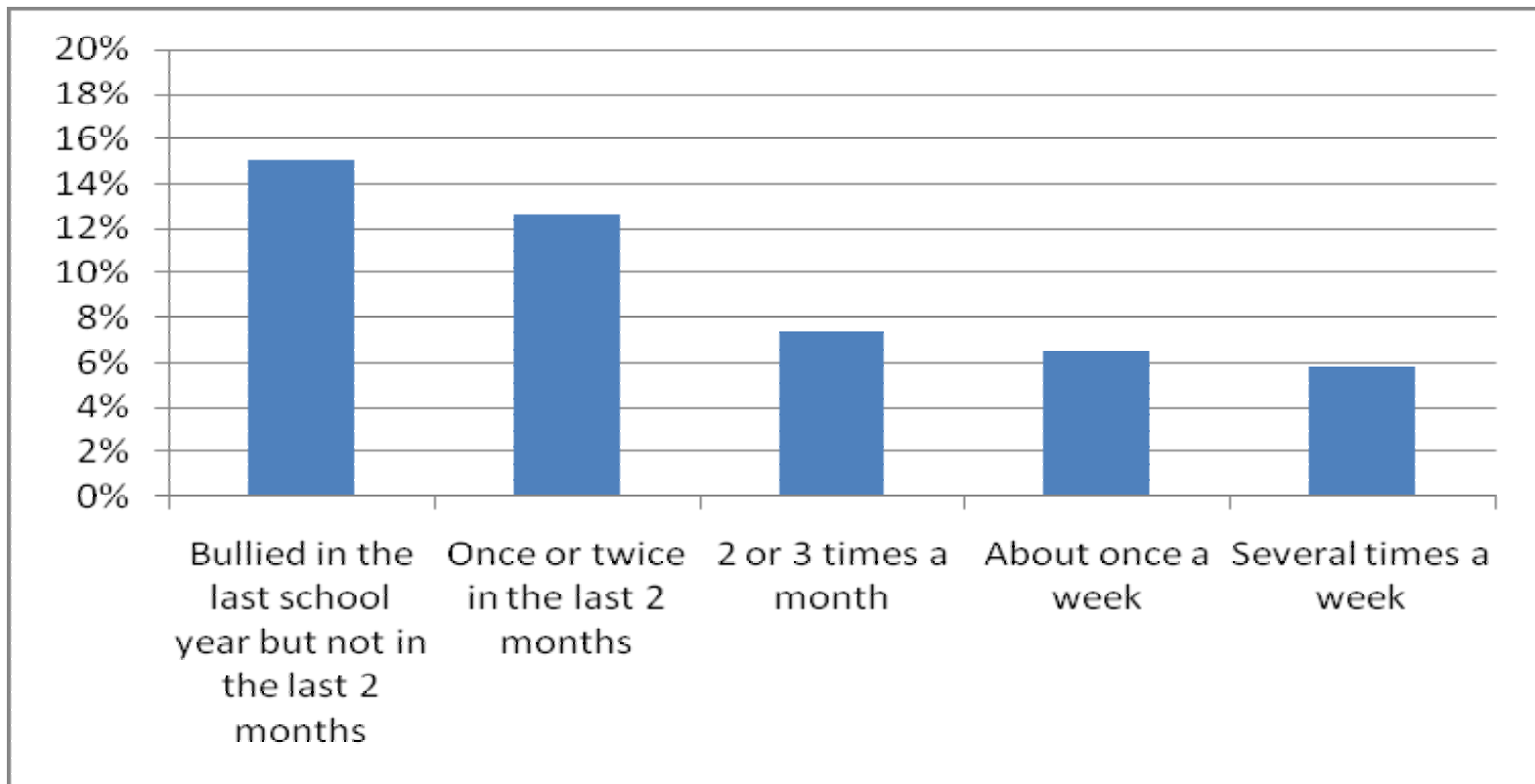
All Wales Survey of Bullying in Schools

Arolwg Cymru Gyfan o Fwlio mewn Ysgolion



Llywodraeth Cynulliad Cymru
Welsh Assembly Government

The frequency that pupils in year 6 had been bullied



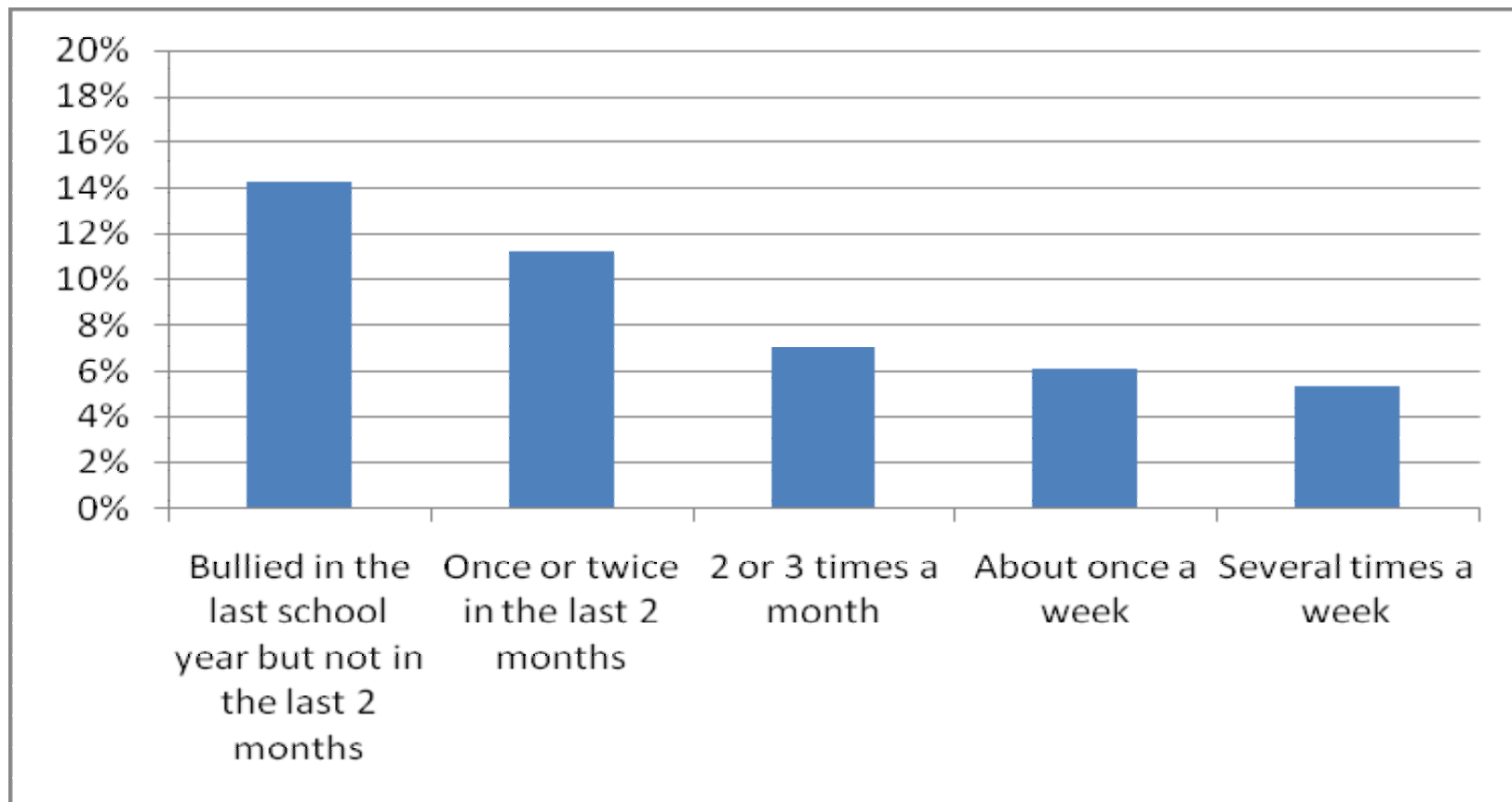
All Wales Survey of Bullying in Schools

Arolwg Cymru Gyfan o Fwlio mewn Ysgolion



Llywodraeth Cynulliad Cymru
Welsh Assembly Government

The frequency that pupils in year 7 had been bullied



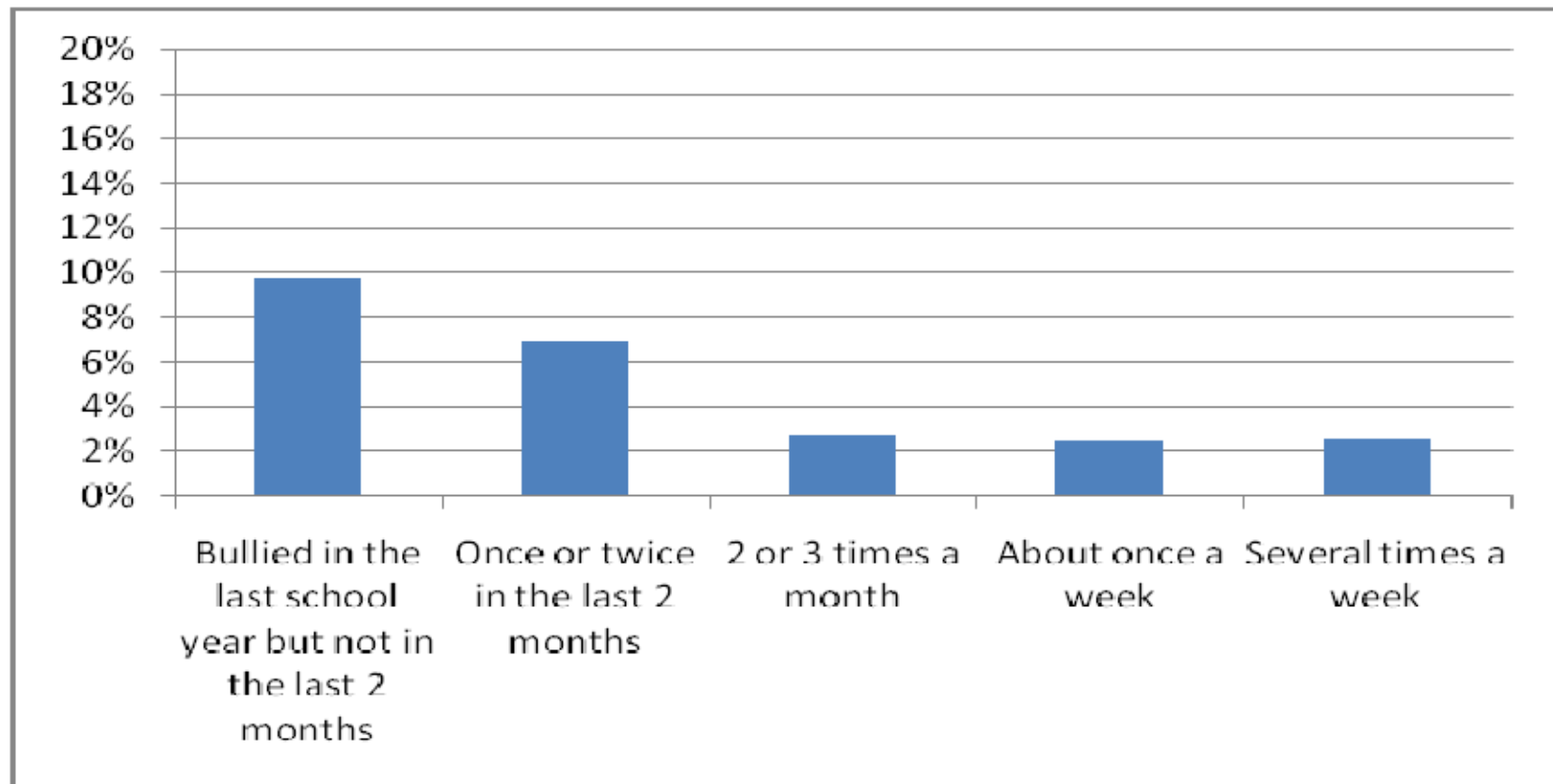
All Wales Survey of Bullying in Schools

Arolwg Cymru Gyfan o Fwlio mewn Ysgolion



Llywodraeth Cynulliad Cymru
Welsh Assembly Government

The frequency that pupils in year 10 had been bullied



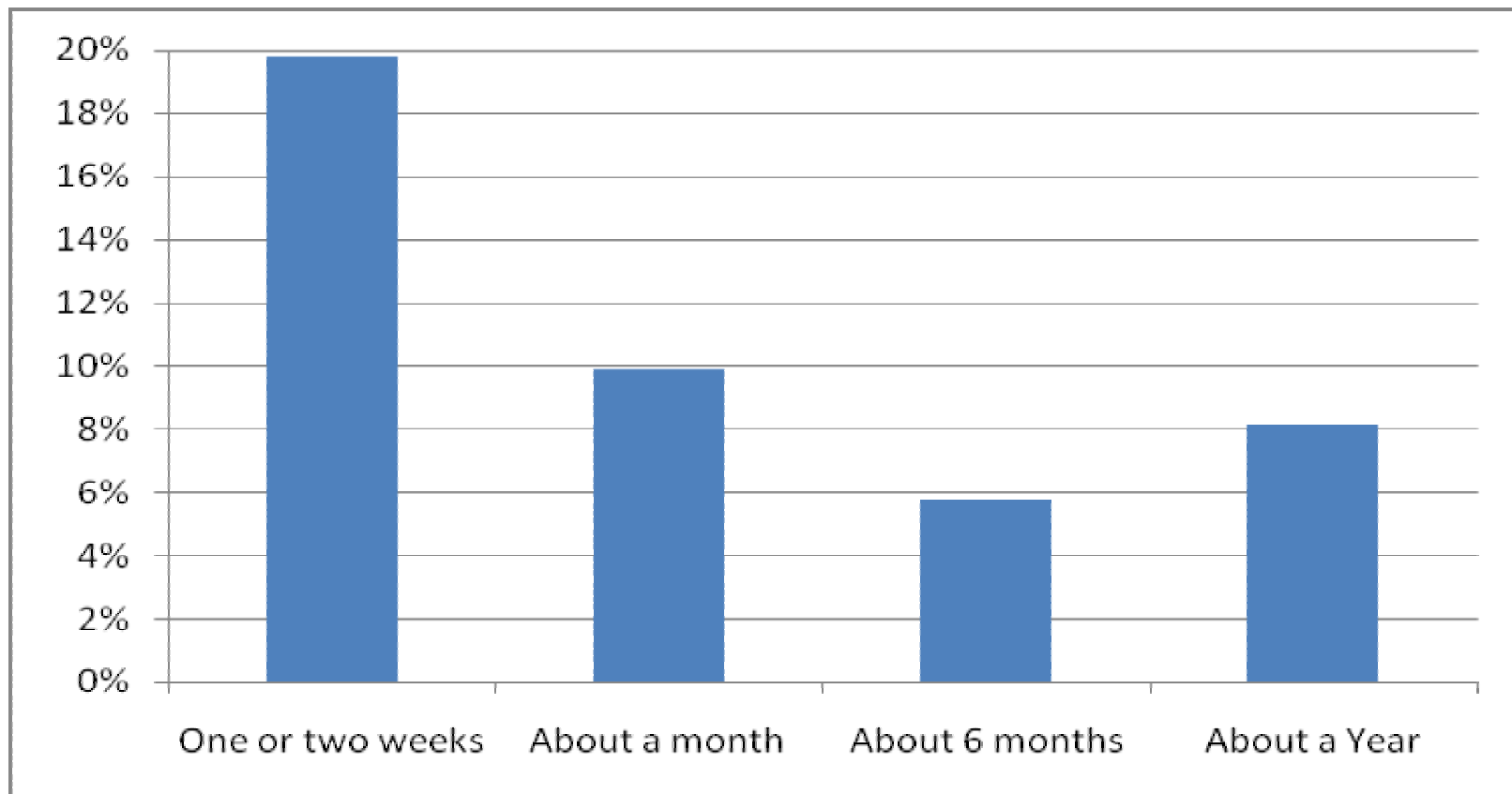
All Wales Survey of Bullying in Schools

Arolwg Cymru Gyfan o Fwlio mewn Ysgolion



Llywodraeth Cynulliad Cymru
Welsh Assembly Government

How long pupils in year 6 had been bullied



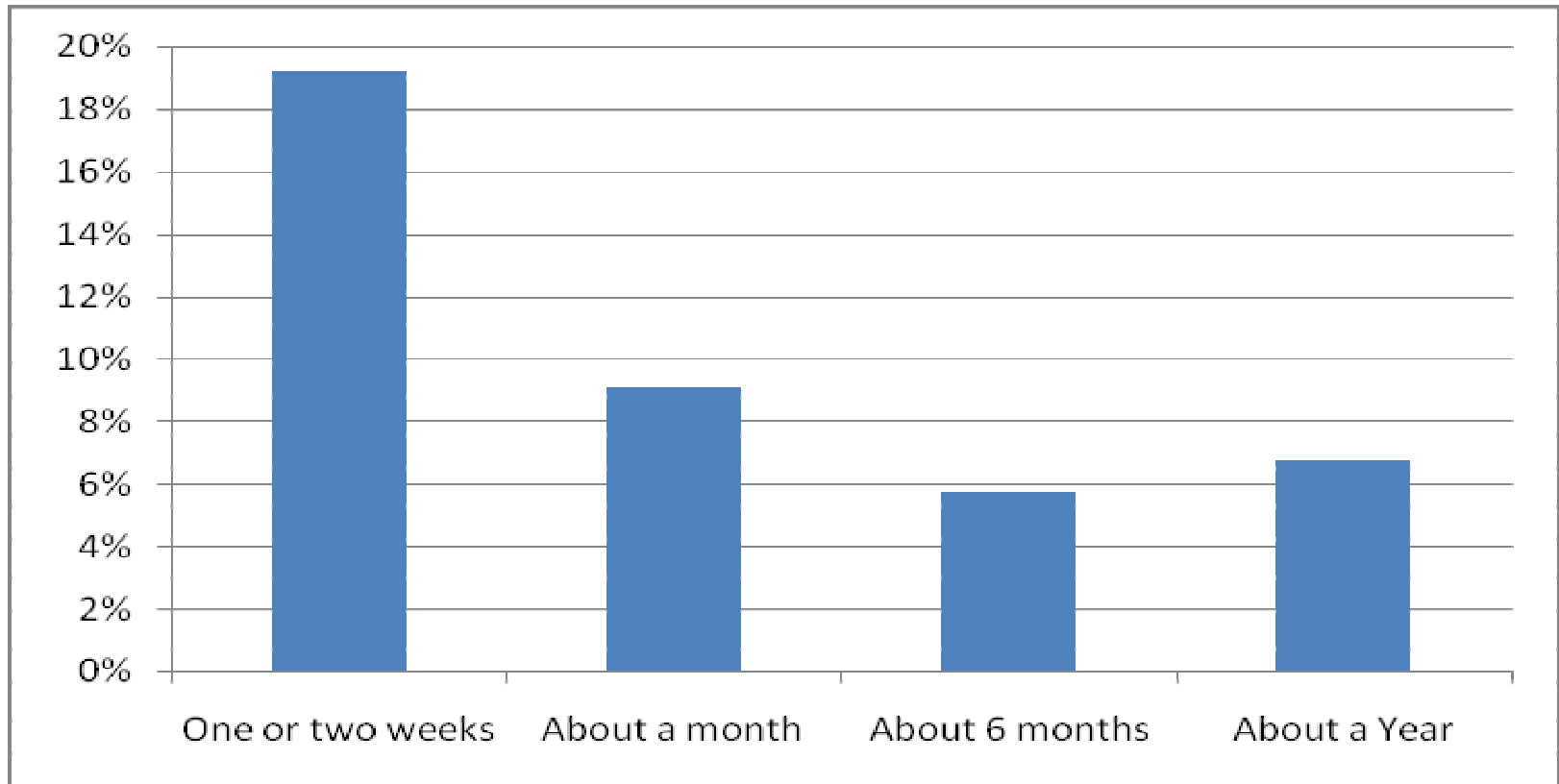
All Wales Survey of Bullying in Schools

Arolwg Cymru Gyfan o Fwlio mewn Ysgolion



Llywodraeth Cynulliad Cymru
Welsh Assembly Government

How long pupils in year 7 had been bullied



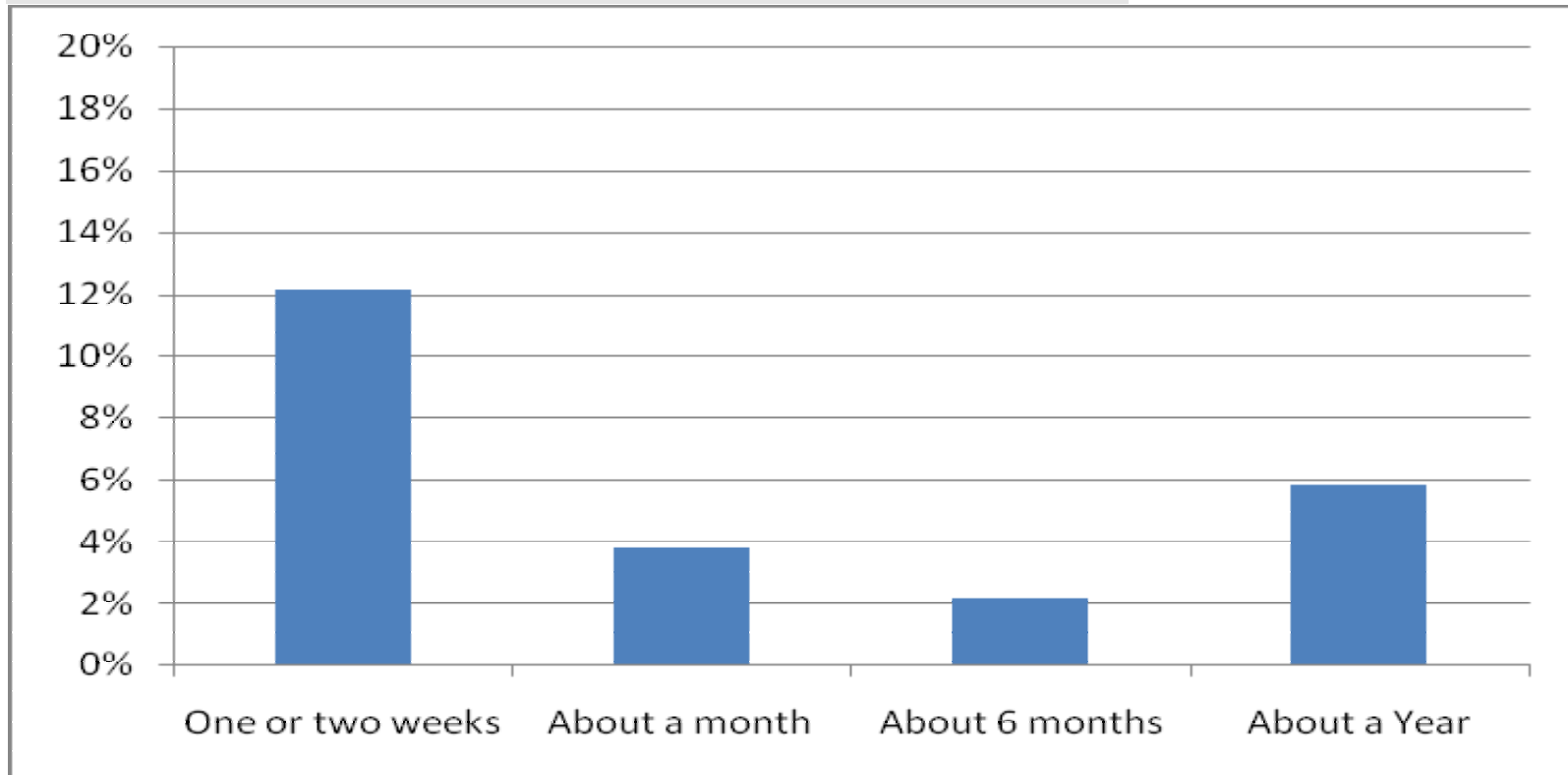
All Wales Survey of Bullying in Schools

Arolwg Cymru Gyfan o Fwlio mewn Ysgolion



Llywodraeth Cynulliad Cymru
Welsh Assembly Government

How long pupils in year 10 had been bullied



All Wales Survey of Bullying in Schools

Arolwg Cymru Gyfan o Fwlio mewn Ysgolion



Llywodraeth Cynulliad Cymru
Welsh Assembly Government

The percentage of pupils in Wales bullied for different reasons within the last two months			
Questions as asked within the survey	Year 6	Year 7	Year 10
I was bullied in a homophobic way, e.g. being called gay as an insult, whether or not it's true	22%	19%	9%
I was cyber bullied in some way	17%	15%	11%
I was bullied in some way due to my learning difficulties	9%	7%	4%
I was bullied in some way due to my race or ethnic origin	3%	2%	3%

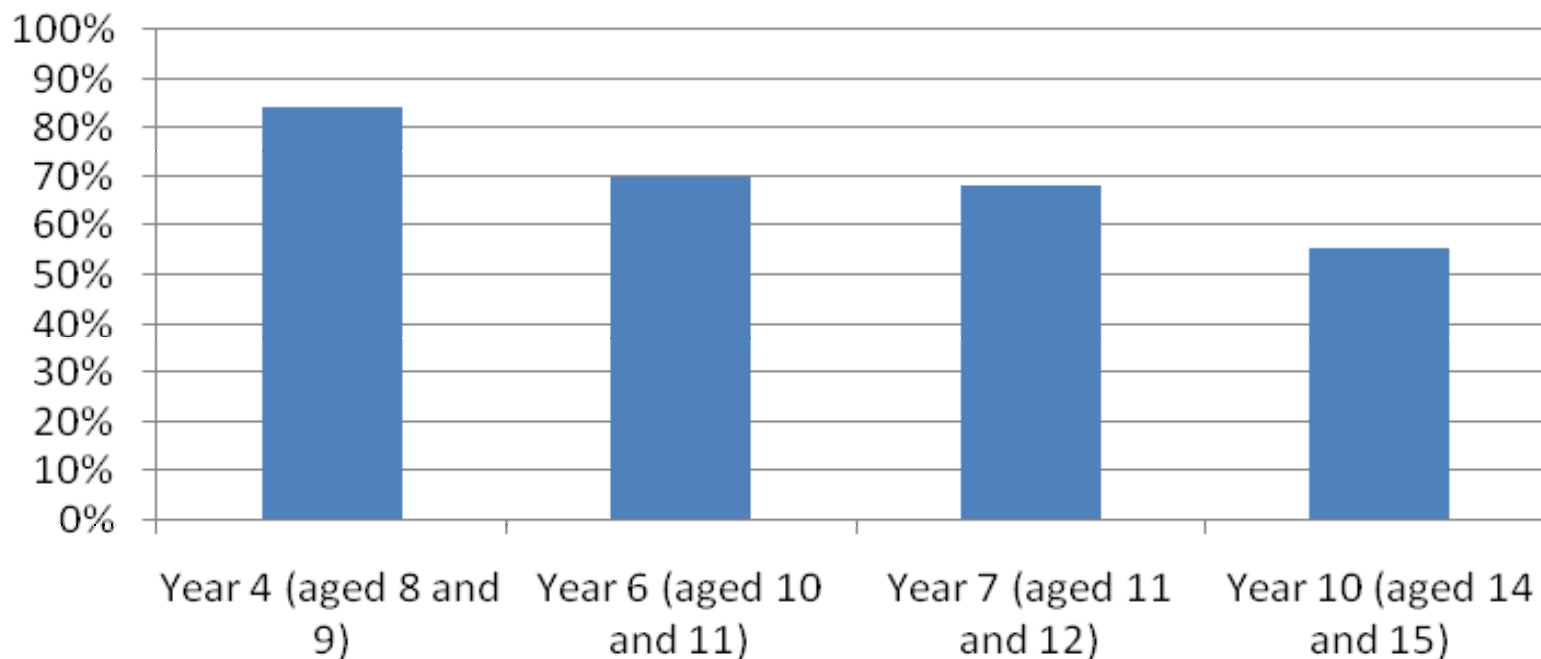
All Wales Survey of Bullying in Schools

Arolwg Cymru Gyfan o Fwlio mewn Ysgolion



Llywodraeth Cynulliad Cymru
Welsh Assembly Government

Graph 2: The percentage of pupils in Wales who were confident* the school could help them if they were being bullied



All Wales Survey of Bullying in Schools

Arolwg Cymru Gyfan o Fwlio mewn Ysgolion



Llywodraeth Cynulliad Cymru
Welsh Assembly Government

Awareness of school based anti-bullying policies

The proportion of pupils who knew if there was an anti-bullying policy in the school were:

67% of pupils in year 6

65% of pupils in year 7

69% of pupils in year 10

All Wales Survey of Bullying in Schools

Arolwg Cymru Gyfan o Fwlio mewn Ysgolion



Llywodraeth Cynulliad Cymru
Welsh Assembly Government

Pupils in years 4, 6, 7 and 10 were asked if bullying had been talked about within the school by teachers or the school council

The proportion who agreed were:

84% of pupils in year 4

67% of pupils in year 6

68% of pupils in year 7

72% of pupils in year 10

All Wales Survey of Bullying in Schools

Arolwg Cymru Gyfan o Fwlio mewn Ysgolion



Llywodraeth Cynulliad Cymru
Welsh Assembly Government

Pupils who had been bullied were asked if they were happy with the way their school deals with bullying:

- 71% of pupils in year 6 “strongly agreed” or “agreed”
- 71% of pupils in year 7 “strongly agreed” or “agreed”
- 56% of pupils in year 10 “strongly agreed” or “agreed”

A significant proportion “strongly disagreed” or “disagreed”

- 14% of pupils in year 6
- 12% of pupils in year 7
- 26% of pupils in year 10